

**General Series battery**

JYC General ( GP ) Series VRLA batteries are designed with AGM (Absorbent Glass Mat) technology, High performance plates and electrolyte to give extra power output for common power backup system. GP Series Batteries are the general purpose batteries with 8 years floating design life at 25°C, Meet with IEC,BS,JIS and Eurobat standard,UL(MH62092),CE approved.



**Application**

- \* Emergency Power System
- \* Communication equipment
- \* Telecommunication systems
- \* Uninterruptible power supplies
- \* Electric toy car and wheelchairs, etc.
- \* Power tools
- \* Alarm system
- \* Marine equipment
- \* Medical equipment
- \* Fire and Security System

**General Features**

- \* Heavy Duty Grid
- \* Mechanized assembly
- \* Non-spillable construction
- \* High Reliability and Stability
- \* Sealed and Maintenance-free
- \* Long Life and low self-discharge design

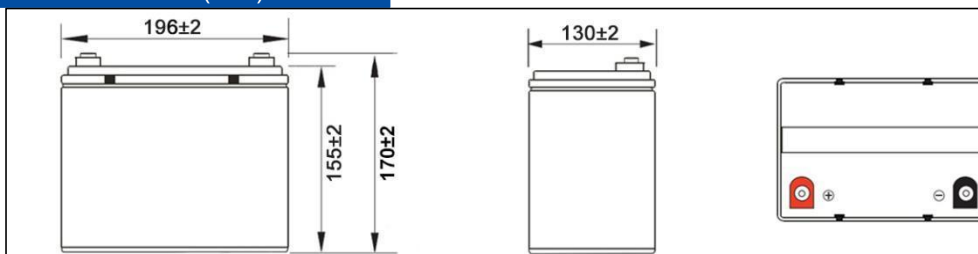
**Construction**

- \* Positive . . . . . Lead dioxide
- \* Electrolyte . . . . . Sulfuric acid
- \* Separator . . . . . Fiber glass
- \* Container . . . . . ABS(UL94-HB) / Flame Retardant ABS (UL94-V0)
- \* Negative . . . . . Lead
- \* Safety Valve . . . . . EPDR
- \* Terminal . . . . . Copper

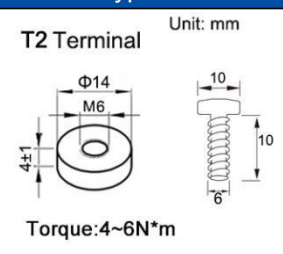
**Specification**

Battery Model	Nominal Voltage		12V (6 cells per unit)	
	Rated capacity (20 Hour rate)		33Ah	
Dimension	Length	Width	Height	Total Height
	196mm (7.72 inches)	130mm (5.12 inches)	155mm (6.10 inches)	170mm (6.69 inches)
Approx Weight	9.50kg(20.94lbs) ± 3%			
Internal Resistance	Full charged at 25°C(77°F):Approx 8.00mΩ			
Maximum Charge Current	9.9A			
Max.discharge current	396A (5Sec.)			
Short-circuit current	840A			
Operating Temperature Range	Nominal Operating Temperature	Discharge	Charge	Storage
	25°C(77°F)	-15°C~ 50°C (5°F~122°F)	-15°C~ 40°C (5°F~104°F)	-15°C~ 40°C (5°F~104°F)
Capacity @ 25°C (77°F)	20 hour rate(1.73A,10.5V)	10 hour rate(3.3A,10.5V)	5 hour rate(5.96A,10.5V)	1 hour rate(22.2A,9.6V)
	34.6Ah	33.0Ah	29.8Ah	22.2Ah
Capacity affected by Temp.(10HR)	40°C (104°F)	25°C (77°F)	0°C (32°F)	-15°C (5°F)
	102%	100%	85%	65%
Charge method	Float Charging Voltage		Equalization Charging Voltage	
	13.5 ~ 13.8 VDC/Unit at 25°C (77°F)		14.4~ 15.0 VDC/Unit at 25°C (77°F)	

**Outer dimension (mm)**



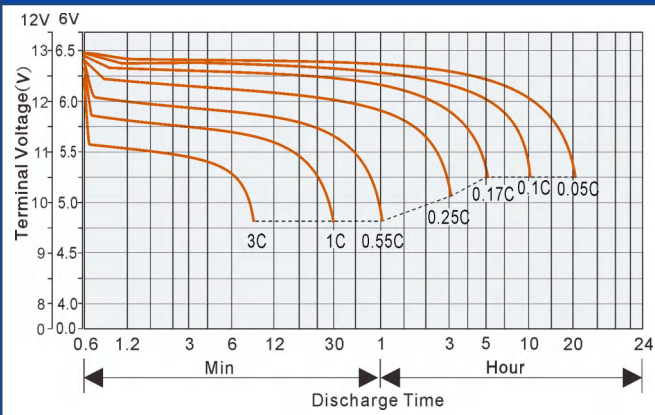
**Terminal Type**



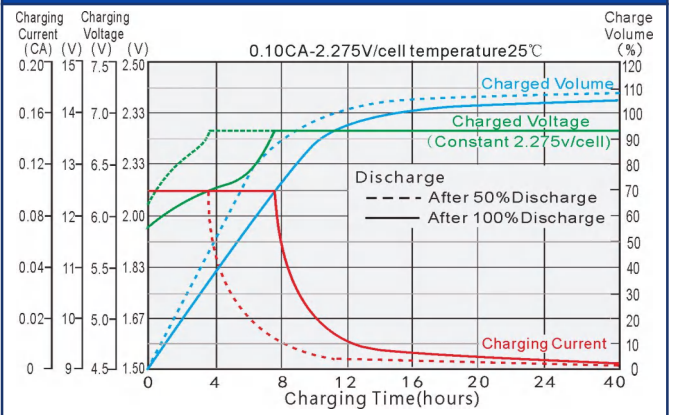
**Constant Current(Amp) and Constant Power(Watt) Discharge Table at 25°C(77°F)**

F.V/Time		5min	10min	15min	20min	30min	1h	2h	3h	5h	8h	10h	20h
1.85V/cell	A	100	69.5	54.5	44.2	34.5	20.5	12.00	8.67	5.77	3.87	3.20	1.69
	W	189	133.0	104.6	85.0	67.5	40.2	23.71	17.22	11.47	7.80	6.50	3.46
1.80V/cell	A	107	73.5	57.0	46.5	35.6	20.9	12.24	8.81	5.87	3.93	3.25	1.71
	W	199	139.1	108.6	88.8	69.2	41.0	24.09	17.45	11.64	7.87	6.56	3.48
1.75V/cell	A	113	77.2	59.7	48.4	36.5	21.3	12.43	8.95	5.96	3.98	3.30	1.73
	W	209	144.9	112.8	91.5	70.5	41.7	24.35	17.67	11.80	7.94	6.60	3.50
1.70V/cell	A	119	80.4	62.3	50.0	37.2	21.6	12.60	9.07	6.04	4.03	3.33	1.74
	W	218	150.0	117.0	94.2	71.7	42.2	24.61	17.88	11.93	8.01	6.64	3.51
1.67V/cell	A	122	82.3	64.3	50.9	37.7	21.8	12.72	9.15	6.08	4.06	3.35	1.75
	W	223	152.1	120.0	95.6	72.5	42.6	24.81	18.00	12.00	8.05	6.66	3.52
1.60V/cell	A	130	86.0	67.0	52.8	38.5	22.2	12.92	9.25	6.15	4.11	3.38	1.77
	W	236	157.5	125.0	98.5	73.7	43.2	25.14	18.20	12.11	8.11	6.70	3.54

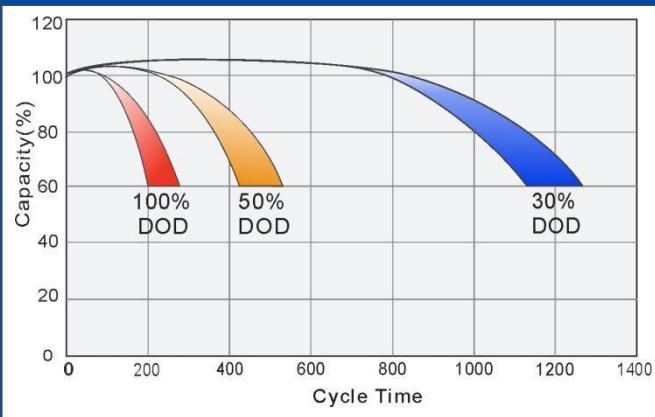
Discharge characteristic curve (25°C/77°F)



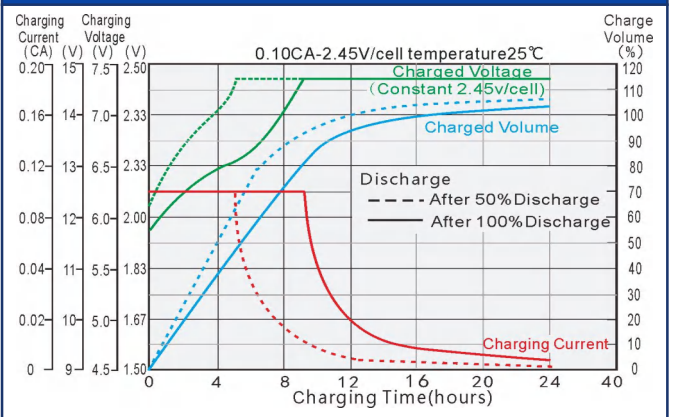
Charging characteristic curve of floating charge (25°C/77°F)



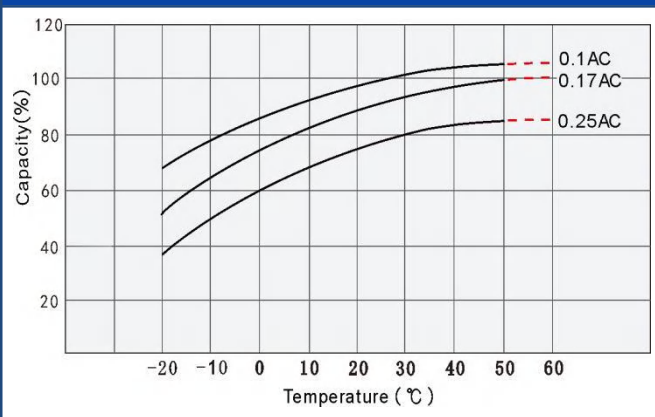
Cycle service life in relation to depth of discharge



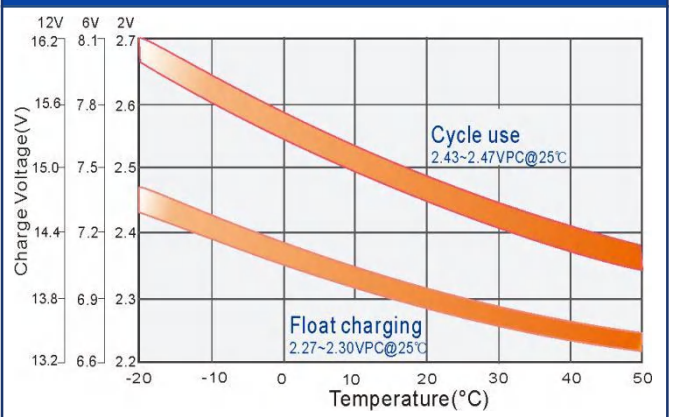
Cyclic charging characteristic curve (25°C/77°F)



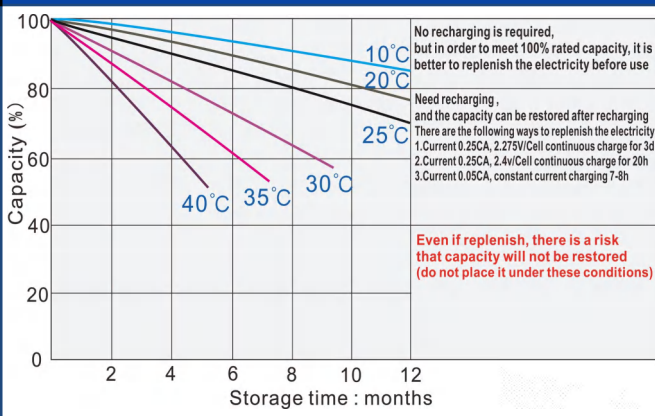
Relationship between temperature and capacity



Relationship between charging voltage and temperature



Self discharge characteristics



Temperature vs Float Life

