

General Series Battery

ENERGO® General (GP) Series VRLA batteries are designed with AGM (Absorbent Glass Mat) technology, High performance plates and electrolyte to give extra power output for common power backup system. GP Series Batteries are the general purpose batteries with 10 years floating design life at 25 °C Meet with IEC, BS, JIS and Eurobat standard. UL(MH62092), CE approved.

Application

- * Emergency Power System
- * Communication equipment
- * Telecommunication systems
- * Uninterruptible power supplies
- * Electric toy car and wheelchairs, etc.
- * Power tools
- * Alarm system
- * Marine equipment
- * Medical equipment
- * Fire and Security System



General Features

- * Heavy Duty Grid
- * Mechanized assembly
- * Non-spillable construction
- * High Reliability and Stability
- * Sealed and Maintenance-free
- * Long Life and low self-discharge design

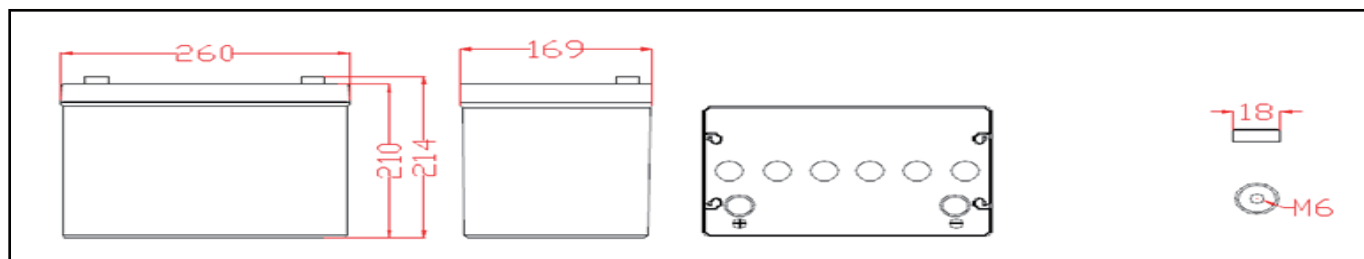
Construction

- * Positive Lead dioxide
- * Electrolyte Sulfuric acid
- * Separator Fiber glass
- * Container ABS(UL94-HB) / Flame Retardant ABS (UL94-V0)
- * Negative Lead
- * Safety Valve EPDR
- * Terminal Copper

Specification

Battery Model	Nominal Voltage		12V	
	Rated capacity (10 Hour rate)		70Ah	
	Cells Per battery		6	
Dimension	Length	Width	Height	Total Height
	260mm (10.24 inches)	169mm (6.65 inches)	210mm (8.26 inches)	214mm (8.42 inches)
Approx Weight	22kg (42.54lbs) ± 3%			
Capacity @ 25°C (77°F)	10 hour rate(8A,10.5V)	10 hour rate(8A,10.5V)	3 hour rate (20.69A,10.8V)	1 hour rate(41.6A,9.6V)
	80Ah	71.2Ah	62.07Ah	41.6Ah
Max. discharge current	800A (5 Sec.)			
Internal Resistance	Full charged at 25°C (77°F) : Approx 5.5mΩ			
Capacity affected by Temp.(10 HR)	40°C (104°F)	25°C (77°F)	0°C (32°F)	-15°C (5°F)
	102%	100%	85%	65%
Self Discharge @25°C (77°F)	After 3 months storage		After 6 months storage	After 12 months storage
	91%		82%	64%
Charge method @25°C (77°F)	Cycle Use		Float Use	
	14.40-14.70V (Initial charging current less than 24.0A)		13.50-13.80V	

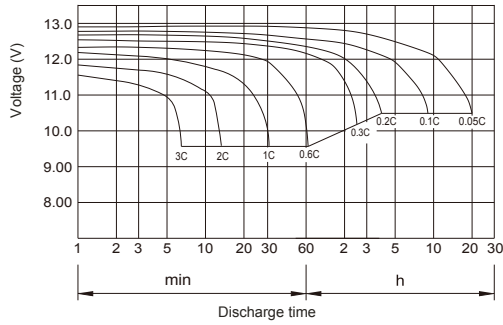
Outer dimension (mm)



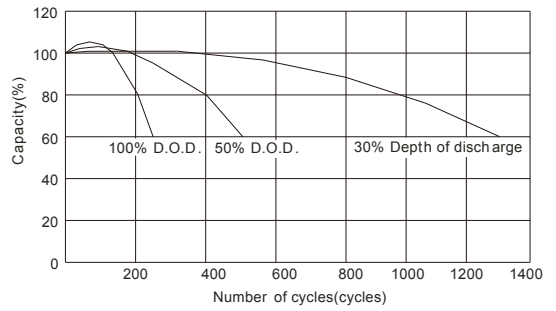
Terminal Type (mm)

Constant Current(Amp) and Constant Power(Watt) Discharge Table at 25°C (77°F)											
F.V/time		15MIN	30MIN	60MIN	90MIN	2HR	3HR	5HR	8HR	10HR	20HR
1.60V	A	136.00	81.00	41.60	30.45	29.61	21.10	14.40	10.19	8.30	4.53
	W	262.48	161.35	82.99	60.79	59.25	42.21	28.80	20.40	16.61	9.06
1.67V	A	128.94	79.27	41.30	30.14	29.47	20.98	14.32	10.11	8.17	4.30
	W	249.04	157.98	82.40	60.21	59.01	42.06	28.70	20.27	16.38	8.62
1.70V	A	125.76	78.58	41.00	30.11	29.39	20.93	14.31	10.01	8.07	4.19
	W	243.09	156.61	81.89	60.17	58.88	41.97	28.70	20.07	16.19	8.40
1.75V	A	120.46	77.19	40.39	29.72	29.21	20.80	14.24	9.98	8.00	4.12
	W	233.08	153.96	80.89	59.45	58.50	41.72	28.56	20.03	16.06	8.27
1.80V	A	115.51	75.46	40.09	29.51	29.02	20.69	14.20	9.89	7.87	3.98
	W	223.86	150.58	80.39	59.17	58.15	41.52	28.50	19.87	15.81	8.00
1.85V	A	109.51	73.38	39.49	29.18	28.77	20.50	14.12	9.76	7.74	3.85
	W	212.44	146.54	79.30	58.65	57.65	41.19	28.36	19.63	15.57	7.74

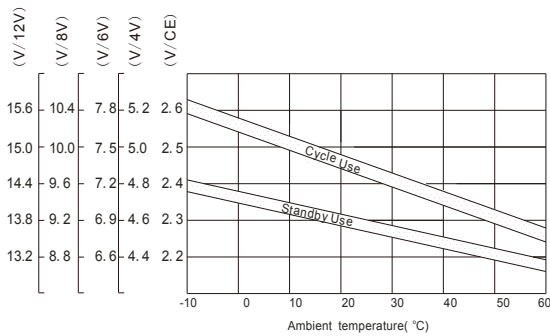
Discharge characteristic Curve



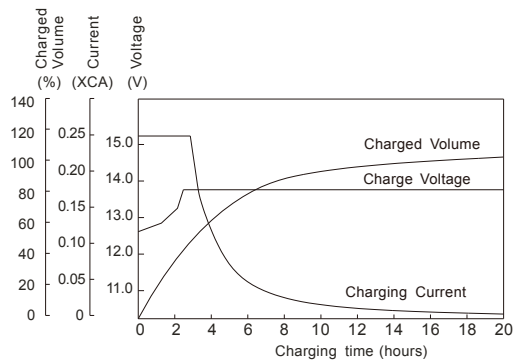
Cycle service life in relation to depth of discharge



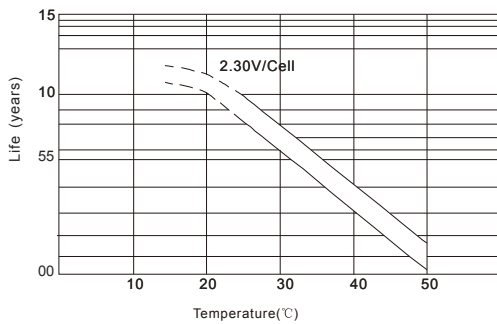
Relationship between charging voltage and temperature



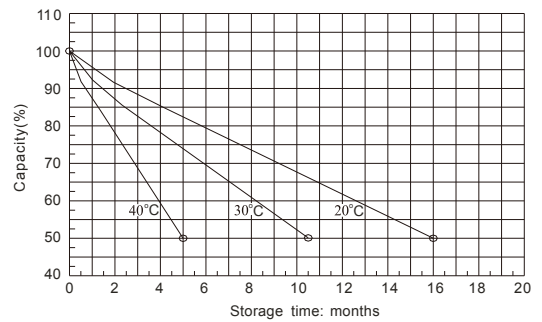
Constant voltage charging characteristic (0.25CA, at 25°C)



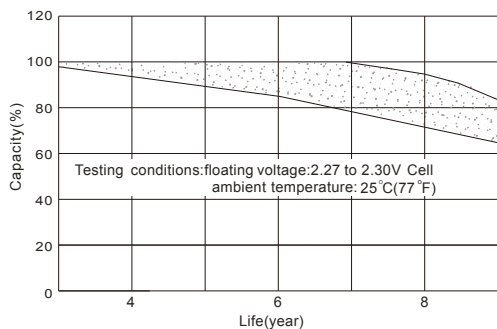
Temperature effects on float life



Self-discharge characteristic



Life characteristics of standby use



Charge characteristic Curve for standby use

